


& Coloring  
activity book




Including the  
Mysteries of Light!

# My Rosary



# Our Lady of Lourdes and St. Bernadette




# Our Lady of Fatima and Lucia, Francisco and Jacinta



# Help Joey find his rosary

Joey doesn't know where he left his rosary. Can you help him out?

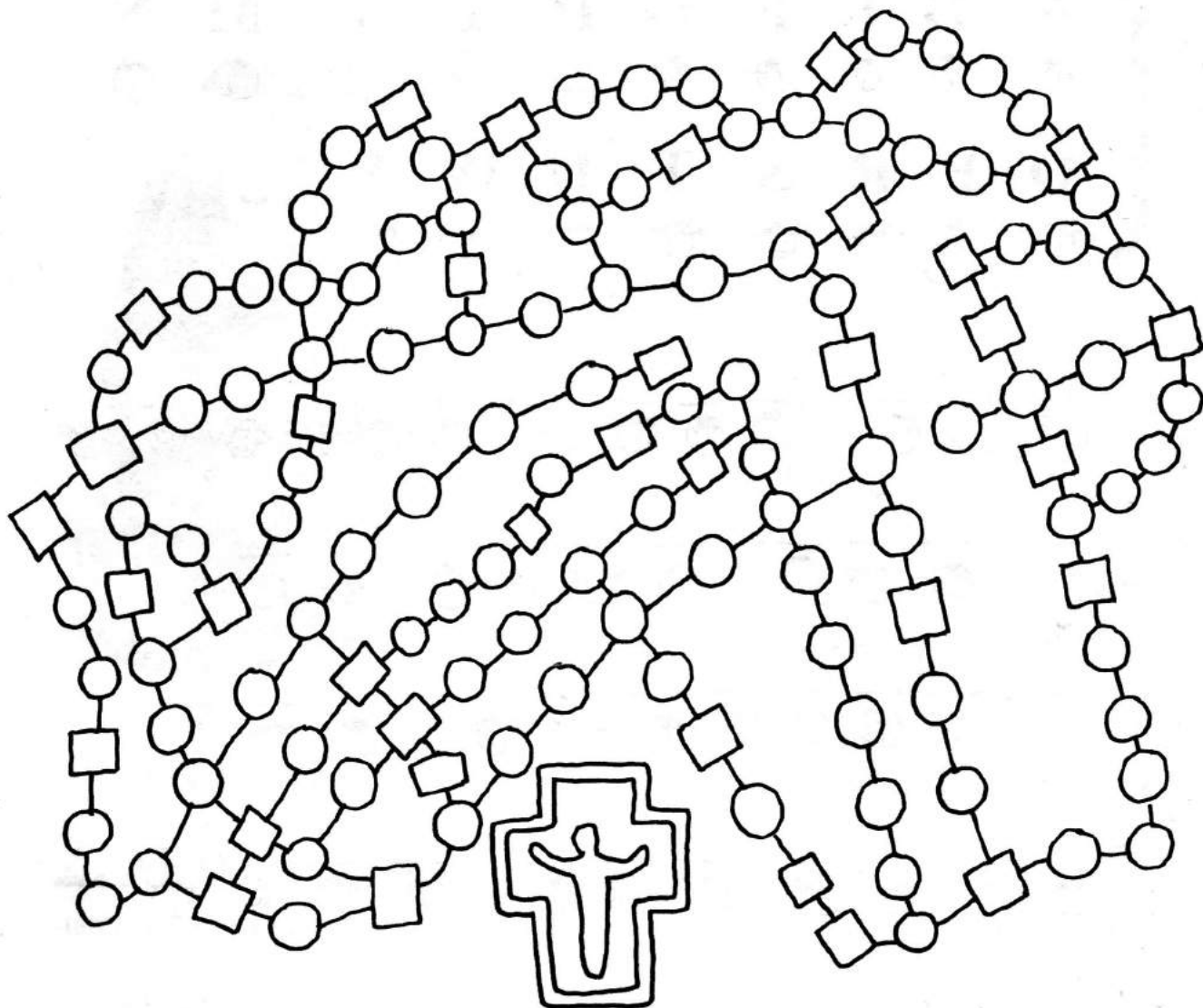


## Rosary Maze

Find 5 unbroken decades of the rosary made up of round beads.

Circle them!

(A decade = 10 beads in a row.)






There is a prayer hidden below in a secret formula. You can say this prayer anywhere at anytime. Using the code, match the letters to the faces and find the message!

# Secret Message

code {

<b>A</b>	<b>D</b>	<b>E</b>	<b>F</b>	<b>G</b>	<b>H</b>	<b>I</b>	<b>L</b>	<b>M</b>	<b>N</b>
<b>O</b>	<b>P</b>	<b>R</b>	<b>S</b>	<b>T</b>	<b>U</b>	<b>W</b>	<b>Y</b>		




*Make with Mom or Dad!*

## Make your very own **Clay Mary Statue**

Now you can create your own statue of Mary to put in your room!  
(You'll need help for this.)

### Ingredients:



measuring cups

measuring spoons

waxed paper

saucepan

1 cup all purpose flour

1/2 cup salt

\* 2 teaspoons cream of tartar

1 tablespoon cooking oil

1 cup of water

2 tablespoons of glitter

a few drops of blue food coloring

**1. MIX** dry ingredients in a medium size saucepan, then add the oil and water.

**2. ADD** food coloring slowly to get the shade of blue you want, stirring constantly over low heat until your mixture becomes a ball in your saucepan.

**3. REMOVE** from the pan (be careful, it's hot!) and place on a large sheet of waxed paper. Knead in the glitter. Work and shape your clay into a statue of Mary. You can use a toothpick to trace a head, eyes and mouth on your statue.